

MULTIMEDIA DATAVIDEO PROJECTORS

*Changes for the Better*



For Professionals



**XL5950U / XL5900U**

XGA / 4700 ANSI Lumens

XGA / 4200 ANSI Lumens

# Inconspicuous but Brilliant for Enhancing Any Presentation.



The XL5950U/XL5900U projector incorporates many features that make it the first choice for ceiling mounted applications. For installation flexibility, lens shift allows horizontal and vertical adjustment to make it unnecessary to position the projector in the middle of the room. A variety of optional lenses are also available and the front panel can be easily removed to facilitate lens replacement. The off-white body color and attractive top cover blend in with the ceiling and the recessed lens makes it appear that images are always displayed from the center of the unit. Performance is brilliant too as the XL5950U offers 4700 ANSI Lumens (XL5900U: 4200 ANSI Lumens) of brightness for highly detailed images that are sure to impress. All this plus quiet 30dB operation tell you that the XL5950U/XL5900U projector is the smart way to enhance any presentation.

## 1 Superb Brightness

- **4700 ANSI Lumens (XL5950U)**

Presentations become more appealing and interesting, as the XL5950U produces 4700 ANSI Lumens of brightness for extra clarity even when projecting images on large screens. This is the kind of performance that ensures clear, sharp images even in well-lit meeting rooms or conference halls.

## 2 Flexibility for Installation

- **2-way Mechanical Lens Shift (Vertical & Horizontal)**

Lens shift allows images to be shifted both horizontally and vertically, letting you position the projector conveniently anywhere in the room. Additionally, Digital Keystone Correction reduces line distortion by allowing for vertical correction to create a more natural-looking picture even when it is difficult to set up the unit perfectly perpendicular with the screen.



- **Optional Lenses**

A wide variety of optional lenses is available to suit any operating or user requirement.

- **Versatile Input Terminals**

Offering far more operating convenience for system installation, these multimedia data/video projectors are fully equipped with 5 BNC input terminals that allow for a variety of audio-visual and PC peripheral equipment to be connected easily. This kind of versatility is especially welcome when upgrading from a conventional CRT projector or creating a complete system for permanent installation.

- **Enhanced Connectivity**

Two RS-232C serial ports provide enhanced connectivity for extra convenience when hooking up optional accessories.



## 3 Designed for Installation

- **Attractive Design**

These projectors look as good as they perform thanks to a hand somely designed top cover and recessed lens.



- **Off-White Body Color**

The off-white body color of these projectors allows them to blend in inconspicuously on the ceiling.



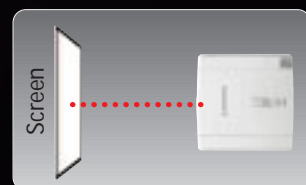
- **Terminal Cover**

After the projector is installed on the ceiling, the terminal cover ensures that no cables are visible.



- **Convenient Design**

The lens-shift feature eliminates the need for precise alignment between the projector and the screen, it also means that these projectors can replace most existing units without the need for drilling new installation holes.



\* The projector can be positioned more than eight feet away from the screen.

## Impressive Picture Quality

### 3D CineView

Surpassing the performance of the previous Line Doubler function, 3D CineView realizes improved cross coloring and virtually eliminates the "jaggies" for clearer still images with crisp contours. It is also useful for text such as subtitles as characters are sharper and easier to read. Along with the reproduction of beautiful, natural-looking moving images, a significant gain in video picture quality has been achieved, making it possible to recreate images with cinema-like presence.



Without 3D CineView

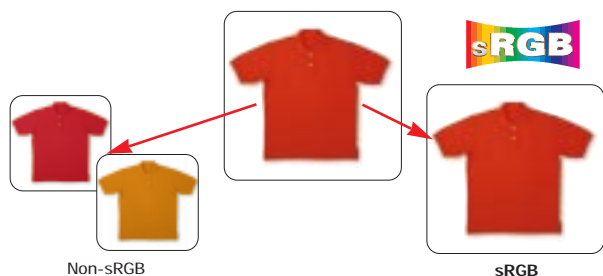


With 3D CineView

### sRGB

Developed to ensure standard, uniform color reproduction regardless of the type of display used, sRGB color profile technology uses independent color coordinates common to all display technologies. As a result, it helps to eliminate hue variations that occur between different display systems and more accurately matches the way colors look in real life.

To find out the details of sRGB, visit us at:  
[Global.MitsubishiElectric.com/projectors/](http://Global.MitsubishiElectric.com/projectors/)



### Natural Color Matrix™

Equipped with the third generation of Mitsubishi Electric's Natural Color Matrix™, these projector models provide vivid and accurate color reproduction that helps to add realism and appeal to any presentation. This feature now offers TINT adjustment for PC screens in addition to its 6-axis color correction function, providing precise and easy adjustment of both color saturation and tone for exquisite image quality.



Without Natural Color Matrix™



With Natural Color Matrix™

### 3D Gamma Correction

The XL5950U/XL5900U projector is equipped with a 3D Gamma Correction feature that helps to ensure the reproduction of more natural colors and accurate gradations. Three modes (video, movie and for PC use) are available, allowing you to optimize the projection image according to the type of picture.

## User-friendly Functions

### Anti-Theft Alarm

Once the anti-theft alarm is set, unauthorized attempts to remove the projector will cause the alarm to sound. Undetectable externally as it is built-in, the alarm is battery powered and features a "safety pin" that prevents accidental activation during projector maintenance.



### Ultra Quiet Operation – Only 30dBa

Fan noise emanating from a projector can get annoying during a presentation but now that's a thing of the past. The XL5950U/XL5900U projector offers a significantly reduced noise level of only 30dBa (in Lamp Low mode). This kind of quiet operation means that the audience can enjoy presentations without distraction.

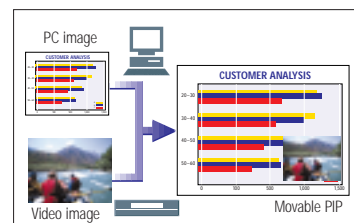
### User Logo Function

Users can customize the projector to their preference by inserting a corporate name, logo or an image of their choice – such as an original photo that can be edited as desired – on the Splash or Mute screen.



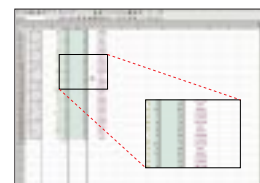
### 2 Live Picture-In-Picture (Real Motion)

This innovative technology allows you to show two images (two motion/live images) simultaneously on screen. Images from two different sources (PC and video) can be shown together on the main screen and PIP to double the impact of any presentation. An increase in video processing to 60 frames/sec. provides smoother image transitions and it is also possible to zoom up on the picture.



### Digital-Expanded Zoom


Presentations become more professional and stimulating as Mitsubishi's Digital-Expanded Zoom makes it easy to explain and clearly see the details. Variable digital enlargement allows a section of an image to be magnified conveniently, making it ideal for use during lectures, meetings, etc.



A red cross indicates the area expanded and displayed in the PIP on screen.

### Disposable Filters

Disposable filters help to simplify the cleaning and maintenance requirements. It is recommended that the filters be cleaned periodically to prolong use. For added convenience, these filters can be easily accessed from the rear without removing the projector from the ceiling mount bracket.



### System Operation Remote (Option)

To further improve operating ease, the System Operation Remote can be programmed to control DVD players and video recorders connected to the projector.



# Line-up



**XL5950U** XGA  
4700 ANSI Lumens



**XL5900U** XGA  
4200 ANSI Lumens



**XL5950LU** XGA  
4700 ANSI Lumens

- ! The XL5950LU is not equipped with a lens. This allows you to select the most appropriate lens for your requirements.
- ! The XL5950LU shares the same specifications as the XL5950LU but this may vary depending on the type of lens used.
- ! The XL5950LU produces 4700 ANSI Lumens only when equipped with the standard lens.

## Optional Lenses

## Replacement Lamp



OL-X500SZ



OL-X500LZ



OL-X500TZ



OL-X500FR



VLT-XL5950LP

Model	OL-X500SZ	OL-X500LZ	OL-X500TZ	OL-X500FR
Type	Short Throw Zoom Lens	Long Throw Zoom Lens	Tele Throw Zoom Lens	Rear Projection Short Throw Fix Lens (on axis)
F NO.	F2.0-2.3	F2.5-3.2	F2.5-3.4	F2.5
f	37-44mm	64-90mm	93-140mm	22mm
Throw ratio	1.3-1.6	2.4-3.3	3.4-5.2	0.8
Off-set axis	19 (up) : 1 (down)*	19 (up) : 1 (down)*	19 (up) : 1 (down)*	1 : 1 (on axis)
Zoom/Focus	Motorized (1.2 : 1)	Manual (1.4 : 1)	Manual (1.5 : 1)	Manual
Weight	1.4kg/3.1lbs	1.7kg/3.8lbs	1.7kg/3.8lbs	1.7kg/3.8lbs
Length	177mm (max)	204mm (max)	205mm (max)	174mm (max)
Lens diameter	84mm	84mm	84mm	123.6mm

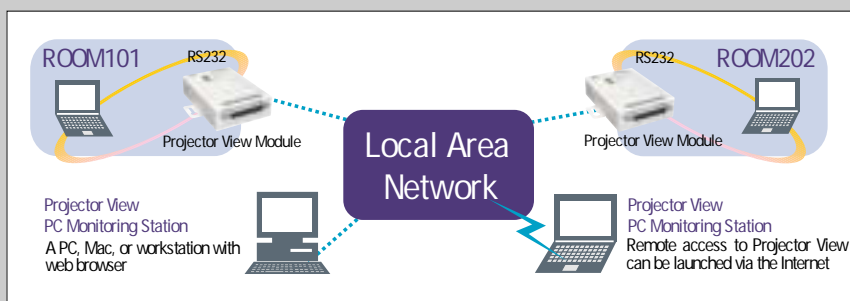
\* The lens shift function allows the picture off-set to be adjusted between 19:1 (off axis) and 1:1 (on axis). Lens shift cannot be used with OL-X500FR.

### Throw Distance

Screen Size (inch)	Standard Lens		OL-X500SZ		OL-X500LZ		OL-X500TZ		OL-X500FR
	Throw distance (m) wide	Throw distance (m) tele	Throw distance (m) wide	Throw distance (m) tele	Throw distance (m) wide	Throw distance (m) tele	Throw distance (m) wide	Throw distance (m) tele	Throw distance (m)
40	—	—	1.1	1.3	—	—	—	—	—
60	2.3	2.9	1.6	2.0	—	—	—	—	1.0
80	3.0	3.9	2.2	2.6	3.8	5.3	5.6	8.4	1.3
100	3.8	4.9	2.7	3.3	4.8	6.7	7.0	10.5	1.7
150	5.8	7.3	4.1	5.0	7.3	10.2	10.6	15.9	2.5
200	7.7	9.8	5.5	6.7	9.7	13.6	14.2	21.3	3.4
250	9.7	12.3	6.9	8.4	12.2	17.1	17.8	26.7	—
300	11.6	—	8.3	—	14.7	20.6	21.4	32.1	—

## Diagnostic System (option)

To monitor projectors and facilitate maintenance, the optional diagnostic system provides control over key projector functions such as power on/off as well as warnings for operating temperature and filter clogging. Controlled via a master PC, this system is ideal for incorporating other Mitsubishi Electric projectors into a Local Area Network (LAN) for both academic and business environments.




## Specifications

Model	XL5950U	XL5900U
Display technology	1.3" Polysilicon TFT panel x 3	1.3" Polysilicon TFT panel x 3
Resolution	1024 x 768 dots, 600 video lines	1024 x 768 dots, 600 video lines
Brightness	4700 ANSI Lumens	4200ANSI Lumens
Color	16,770,000 colors	16,770,000 colors
Zoom / focus	Power (zoom ratio: 1.3 : 1)	Power (zoom ratio: 1.3 : 1)
Picture size	60" ~ 300" (100"=3.8 m)	60" ~ 300" (100"=3.8 m)
Source lamp	270W bulb (220W low mode)	270W bulb (220W low mode)
Computer compatibility	VGA* ~ UXGA* (640 x 400 ~ 1600 x 1200), True: 1024 x 768, Sync on green available	VGA* ~ UXGA* (640 x 400 ~ 1600 x 1200), True: 1024 x 768, Sync on green available
Video compatibility	NTSC / NTSC 4.43 / PAL (including PAL-M,N) / SECAM/PAL-60 / Component Video (DVD / HDTV) (480i, 576i, 480p (525p), 576p (625p), 720p,1080i) SCART (RGB +1V sync)	NTSC / NTSC 4.43 / PAL (including PAL-M,N) / SECAM/PAL-60 / Component Video (DVD / HDTV) (480i, 576i, 480p (525p), 576p (625p), 720p,1080i) SCART (RGB +1V sync)
Input terminals	PC: BNC x 5, mini D-sub 15 pin x 1 Video1: RCA + BNC x 1, Video2: BNC (Y, C) + S video x 1 Audio: Stereo mini jack, RCA (L, R) x 1	PC: BNC x 5, mini D-sub 15 pin x 1 Video1: RCA + BNC x 1, Video2: BNC (Y, C) + S video x 1 Audio: Stereo mini jack, RCA (L, R) x 1
Output terminals	RGB: mini D-sub 15 pin x 1	RGB: mini D-sub 15 pin x 1
Communication terminals	RS-232C x 2 (8 pin), mouse terminal for USB	RS-232C x 2 (8 pin), mouse terminal for USB
Audio speaker	5 W	5 W
Fan noise	30dB (Lamp low mode)	30dB (Lamp low mode)
Dimensions (W x H x D)	443 x 176 x 434 mm / 17.4" x 6.9" x 17.1" (with terminal cover)	443 x 176 x 434 mm / 17.4" x 6.9" x 17.1" (with terminal cover)
Weight	9.0 kg / 19.9 lbs	9.0 kg / 19.9 lbs
Power supply	AC100 ~ 240 V / ±10 % , 50/60 Hz	AC100 ~ 240 V / ±10 % , 50/60 Hz

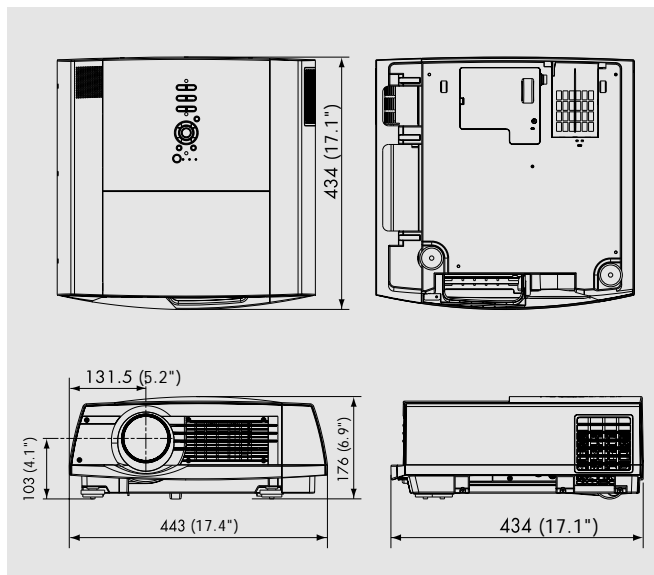
\* Windows is a registered trademark of Microsoft Corporation. \* Macintosh is a registered trademark of Apple Computer Inc. \* SXGA, XGA and SVGA are registered trademarks of IBM Corporation.  
\* All brand names and product names are trademarks, registered trademarks or trade names of their respective holders.

## Input and Output Terminals

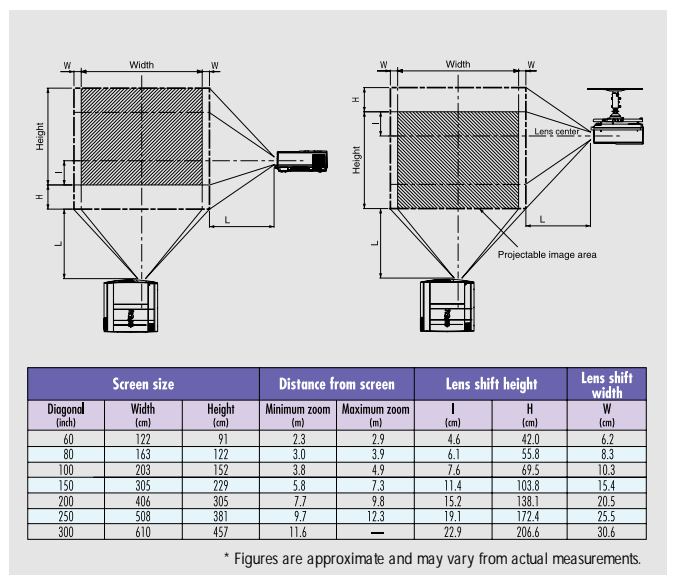


- 1 Wired Remote In & Out
- 2 RS-232C/RS-232C (Serial Mouse) /USB
- 3 S-Video or Y/C (BNC)
- 4 Composite or BNC
- 5

## Dimensions (unit: mm, inch)



## Projection distance at each screen size



 **MITSUBISHI ELECTRIC CORPORATION**  
HEAD OFFICE: MITSUBISHI DENKI BLDG., 2-2-3, MARUNOUCHI, CHIYODA-KU, TOKYO 100-8310, JAPAN

For more information about our XL5950U/XL5900U projector, visit us at our new URL:

[Global.MitsubishiElectric.com/projectors/](http://Global.MitsubishiElectric.com/projectors/)