

Production discontinuation of MELSEC-Q series Process CPU

■Date of Issue

May 2019

■Relevant Models

Q02PHCPU, Q06PHCPU, Q12PHCPU, Q25PHCPU

Thank you for your continued support of Mitsubishi Electric programmable controllers, MELSEC-Q series.

Production of the following MELSEC-Q series models will be discontinued.

1 List of models to be discontinued

Product	Model
Process CPU	Q02PHCPU, Q06PHCPU, Q12PHCPU, Q25PHCPU

2 Schedule

Transition to made-to-order: January 31, 2020

Order acceptance: Until August 10, 2020

Production discontinuation: September 30, 2020

3 Reason for discontinuation

Some parts of the above products are now obsolete, and we will have difficulty to maintain our production system.

4 Repair support

Repair support period: Until September 30, 2027 (for seven years after the discontinuation of production)

5 Alternative models

Please replace the models to be discontinued with alternative models as follows.

Model to be discontinued		Alternative model			
MELSEC-Q series		MELSEC-Q series		MELSEC iQ-R series	
Product	Model	Product	Model	Product	Model
Process CPU	Q02PHCPU	Universal model Process CPU	Q04UDPVCPU	Process CPU	R08PCPU
	Q06PHCPU		Q06UDPVCPU		
	Q12PHCPU		Q13UDPVCPU		R16PCPU
	Q25PHCPU		Q26UDPVCPU		R32PCPU

6 Recommended models for replacing the models to be discontinued


When replacing the MELSEC-Q series Process CPU (QnPHCPU), consider using the Universal model Process CPU (QnUDPVCPU) or the MELSEC iQ-R series Process CPU (RnPCPU).

6.1 Universal model Process CPU

When using the Universal model Process CPU, refer to the following.

Model to be discontinued	Alternative model	
	Model	Performance specifications
Q02PHCPU	Q04UDPVCPU	<ul style="list-style-type: none"> • Program capacity: 28K steps → 40K steps • Standard RAM capacity: 128K bytes → 256K bytes • Standard ROM capacity: 112K bytes → 1025.5K bytes • Communication interface: USB (Connector type B)/RS-232 → USB (Connector type miniB)^{*1}/Ethernet • Memory card: SRAM/Flash/ATA card → SD memory card/Extended SRAM cassette^{*2}
Q06PHCPU	Q06UDPVCPU	<ul style="list-style-type: none"> • Program capacity: 60K steps → 60K steps • Standard RAM capacity: 128K bytes → 768K bytes • Standard ROM capacity: 240K bytes → 1025.5K bytes • Communication interface: USB (Connector type B)/RS-232 → USB (Connector type miniB)^{*1}/Ethernet • Memory card: SRAM/Flash/ATA card → SD memory card/Extended SRAM cassette^{*2}
Q12PHCPU	Q13UDPVCPU	<ul style="list-style-type: none"> • Program capacity: 124K steps → 130K steps • Standard RAM capacity: 256K bytes → 1024K bytes • Standard ROM capacity: 496K bytes → 2051K bytes • Communication interface: USB (Connector type B)/RS-232 → USB (Connector type miniB)^{*1}/Ethernet • Memory card: SRAM/Flash/ATA card → SD memory card/Extended SRAM cassette^{*2}
Q25PHCPU	Q26UDPVCPU	<ul style="list-style-type: none"> • Program capacity: 252K steps → 260K steps • Standard RAM capacity: 256K bytes → 1280K bytes • Standard ROM capacity: 1008K bytes → 4102K bytes • Communication interface: USB (Connector type B)/RS-232 → USB (Connector type miniB)^{*1}/Ethernet • Memory card: SRAM/Flash/ATA card → SD memory card/Extended SRAM cassette^{*2}

*1 Since the connector type differs, replacement of the cable or a conversion adapter is required. For cables and conversion adapters, refer to the following.

 List of cables and converters for connection with peripheral devices (recommended product) (FA-A-0036)

*2 If the MELSEC-Q series Process CPU is used and the file register file is stored in a SRAM/Flash card, an extended SRAM cassette is required when the CPU module is replaced with the Universal model Process CPU. (It is not required if the standard RAM has enough capacity for the number of file register points.)

Some devices and programs may require to be changed at the same time, and some functions may be limited after replacement. For details, refer to the following.


 Method of replacing Process CPU with Universal model Process CPU (FA-A-0155)

6.2 MELSEC iQ-R series Process CPU

When using the MELSEC iQ-R series Process CPU, refer to the following.


Model to be discontinued	Alternative model	
	Model	Performance specifications
Q02PHCPU	R08PCPU	<ul style="list-style-type: none"> • Program capacity: 28K steps → 80K steps • Standard RAM capacity: 128K bytes → device/label memory capacity: 1188K bytes • Standard ROM capacity: 112K bytes → data memory: 5M bytes • Communication interface: USB (Connector type B)/RS-232 → USB (Connector type miniB)^{*1}/Ethernet • Memory card: SRAM/Flash/ATA card → SD memory card/Extended SRAM cassette^{*2}
Q06PHCPU		<ul style="list-style-type: none"> • Program capacity: 60K steps → 80K steps • Standard RAM capacity: 128K bytes → device/label memory capacity: 1188K bytes • Standard ROM capacity: 240K bytes → data memory: 5M bytes • Communication interface: USB (Connector type B)/RS-232 → USB (Connector type miniB)^{*1}/Ethernet • Memory card: SRAM/Flash/ATA card → SD memory card/Extended SRAM cassette^{*2}
Q12PHCPU	R16PCPU	<ul style="list-style-type: none"> • Program capacity: 124K steps → 160K steps • Standard RAM capacity: 256K bytes → device/label memory capacity: 1720K bytes • Standard ROM capacity: 496K bytes → data memory: 10M bytes • Communication interface: USB (Connector type B)/RS-232 → USB (Connector type miniB)^{*1}/Ethernet • Memory card: SRAM/Flash/ATA card → SD memory card/Extended SRAM cassette^{*2}
Q25PHCPU	R32PCPU	<ul style="list-style-type: none"> • Program capacity: 252K steps → 320K steps • Standard RAM capacity: 256K bytes → device/label memory capacity: 2316K bytes • Standard ROM capacity: 1008K bytes → data memory: 20M bytes • Communication interface: USB (Connector type B)/RS-232 → USB (Connector type miniB)^{*1}/Ethernet • Memory card: SRAM/Flash/ATA card → SD memory card/Extended SRAM cassette^{*2}


*1 Since the connector type differs, replacement of the cable or a conversion adapter is required. For cables and conversion adapters, refer to the following.

 List of cables and converters for connection with peripheral devices (recommended product) (FA-A-0036)

*2 If the MELSEC-Q series Process CPU is used and the file register file is stored in a SRAM/Flash card, an extended SRAM cassette is required when the CPU module is replaced with the MELSEC iQ-R series Process CPU. (It is not required if the device/label memory has enough capacity for the number of file register points.)

Some devices and programs may require to be changed at the same time, and some functions may be limited after replacement. For details, refer to the following.

 Method of replacing Process CPU with Universal model Process CPU (FA-A-0155)

 Differences of programmable controllers for process control and redundant system between MELSEC-Q series and MELSEC iQ-R series (FA-A-0214)

REVISIONS

Version	Date of Issue	Revision
A	May 2019	First edition