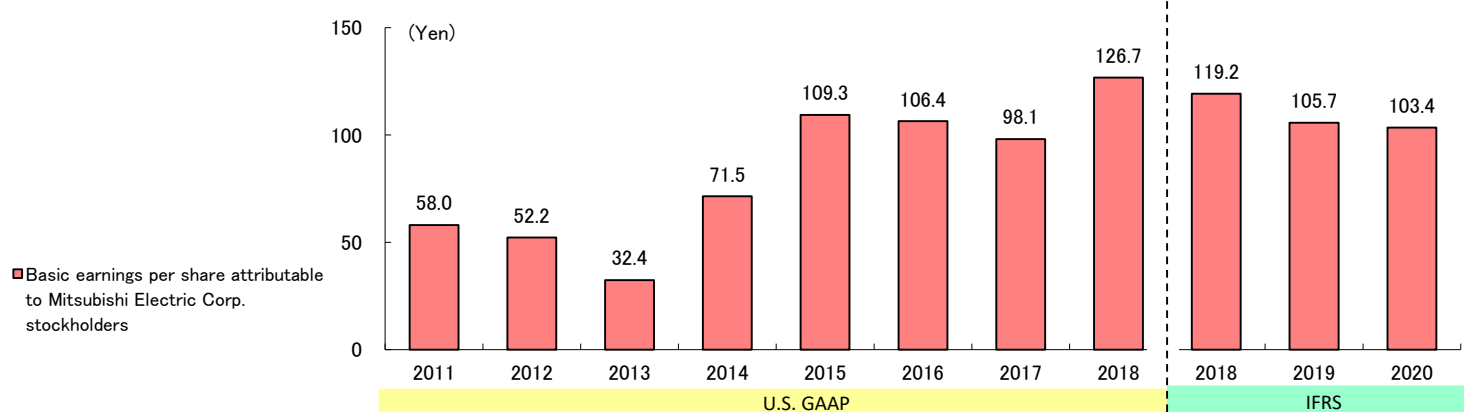
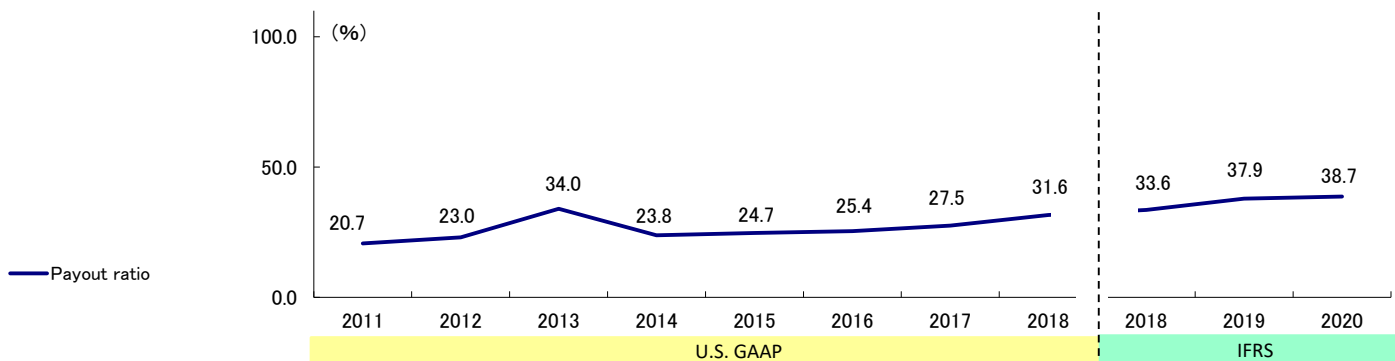
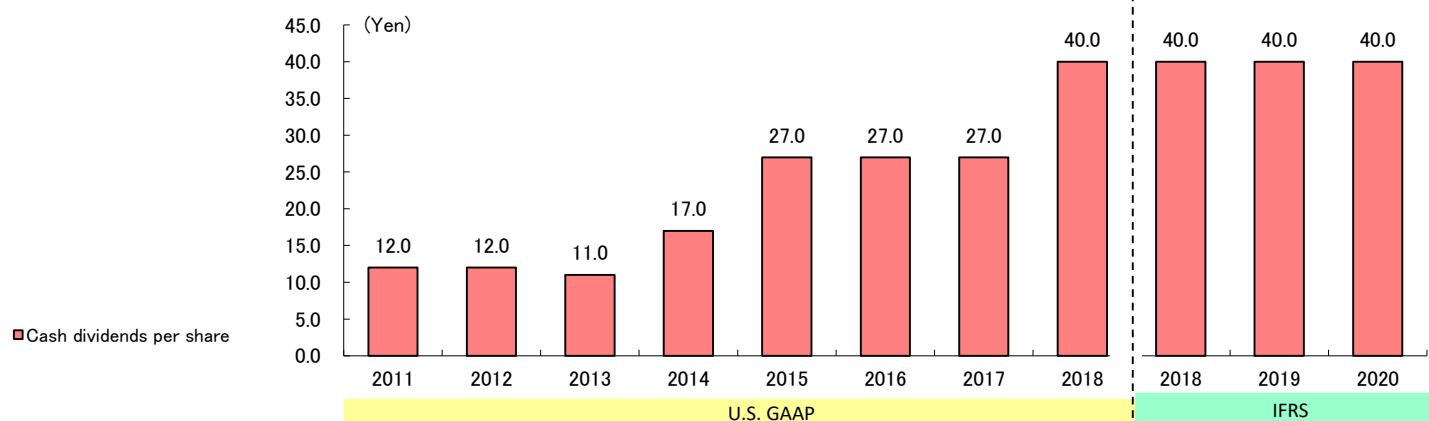


## PER SHARE DATA

Basic Earnings per Share Attributable to Mitsubishi Electric Corp. Stockholders (基本的1株当り親会社株主に帰属する当期純利益)



Cash Dividends per Share and Payout Ratio (1株当り配当金及び配当性向)



Years ended March 31	U.S. GAAP								IFRS		
	2011	2012	2013	2014	2015	2016	2017	2018	2018	2019	2020
Basic earnings per share attributable to Mitsubishi Electric Corp. stockholders	58.0	52.2	32.4	71.5	109.3	106.4	98.1	126.7	119.2	105.7	103.4
Cash dividends per share	12.0	12.0	11.0	17.0	27.0	27.0	27.0	40.0	40.0	40.0	40.0
Payout ratio (%)	20.7	23.0	34.0	23.8	24.7	25.4	27.5	31.6	33.6	37.9	38.7