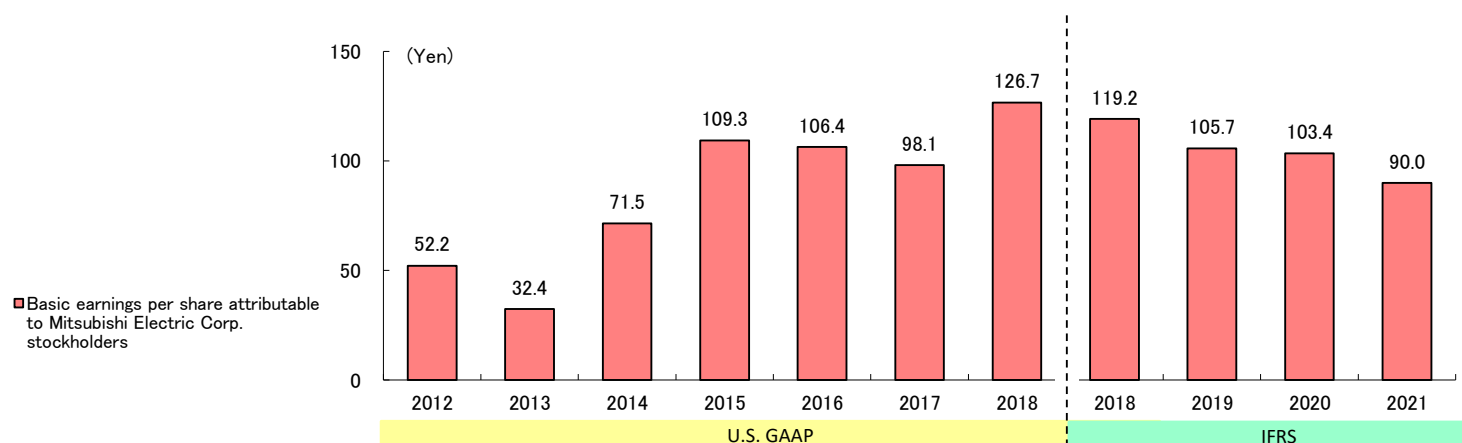
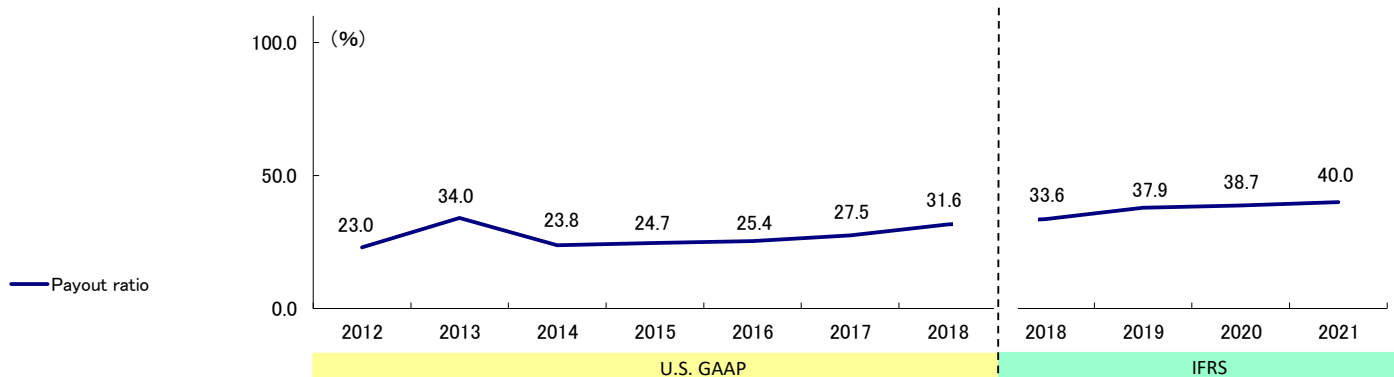
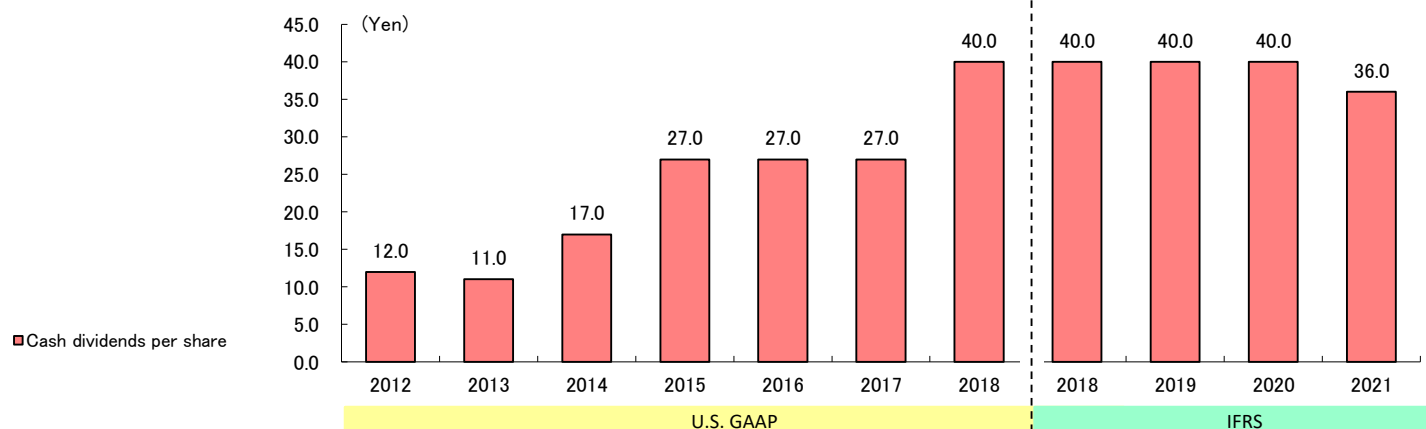


PER SHARE DATA

Basic Earnings per Share Attributable to Mitsubishi Electric Corp. Stockholders (基本的1株当り親会社株主に帰属する当期純利益)



Cash Dividends per Share and Payout Ratio (1株当り配当金及び配当性向)



Years ended March 31	U.S. GAAP							IFRS				(Yen)
	2012	2013	2014	2015	2016	2017	2018	2018	2019	2020	2021	
Basic earnings per share attributable to Mitsubishi Electric Corp. stockholders	52.2	32.4	71.5	109.3	106.4	98.1	126.7	119.2	105.7	103.4	90.0	
Cash dividends per share	12.0	11.0	17.0	27.0	27.0	27.0	40.0	40.0	40.0	40.0	36.0	
Payout ratio (%)	23.0	34.0	23.8	24.7	25.4	27.5	31.6	33.6	37.9	38.7	40.0	