

MODELS: FR-D820S

TITLE: EMC DATA EXAMPLE (FR-D820S)

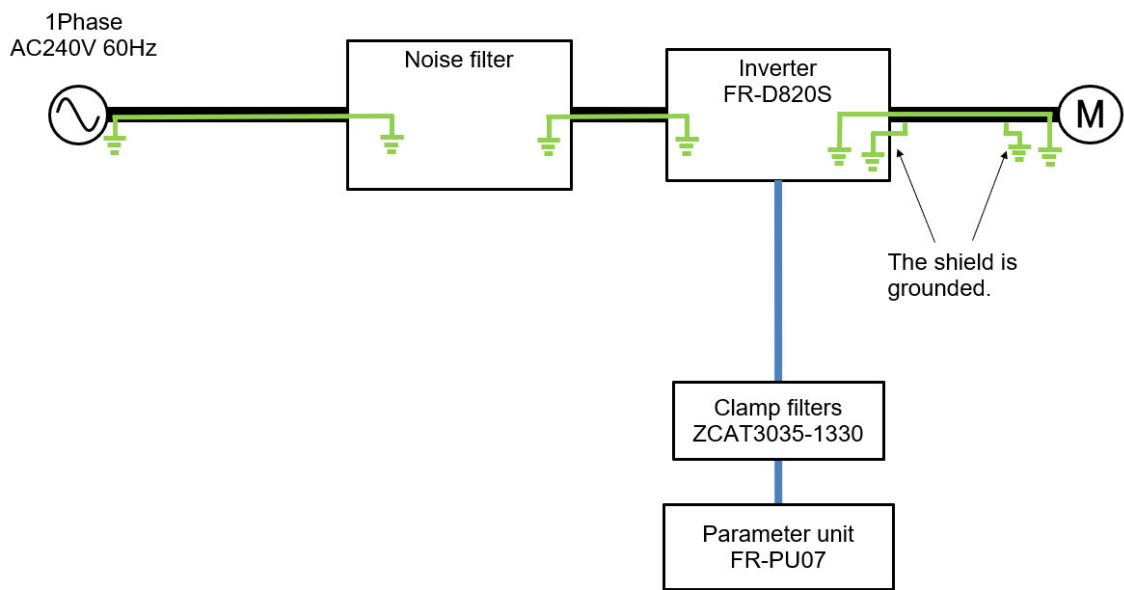
EMC data example when using Mitsubishi Electric general-purpose inverter FR-D820S.

Conditions

The measurement conditions were based on the 2nd Environment Category C3 specified in EN 61800-3 / IEC 61800-3.

(NOTE)The following EMC data example is under the determination value of EN61800-3 as the most strictest condition.

Output interconnection (motor) length : 20m
Output cable type : Shielded cable
Inverter frequency : 30Hz
Carrier frequency : Noted for each graph



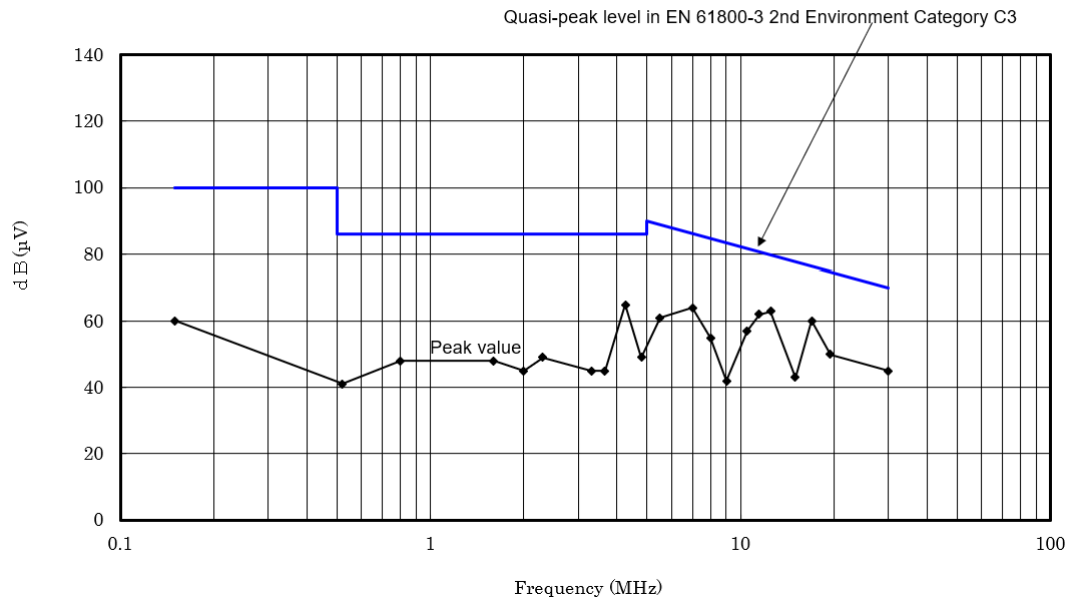
Wiring of the power supply and the motor	
Control/communication cable	
Earthing (grounding) cable	

MODELS: FR-D820S

FR-D820S-0.75K-042 FN3288-16-44-C21-R65

◆ Conducted noise

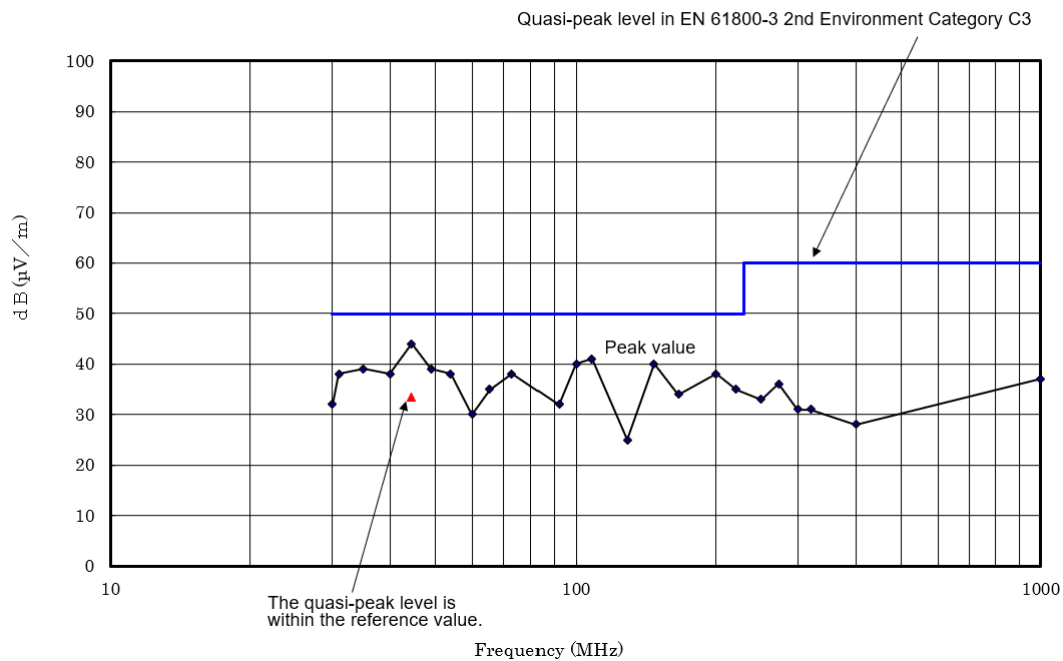
FR-D820S-0.75K-042 (Carrier frequency: 1kHz)



(Note) The quasi-peak value is never higher than the peak value.

◆ Radiated noise

FR-D820S-0.75K-042(Carrier frequency : 1kHz)



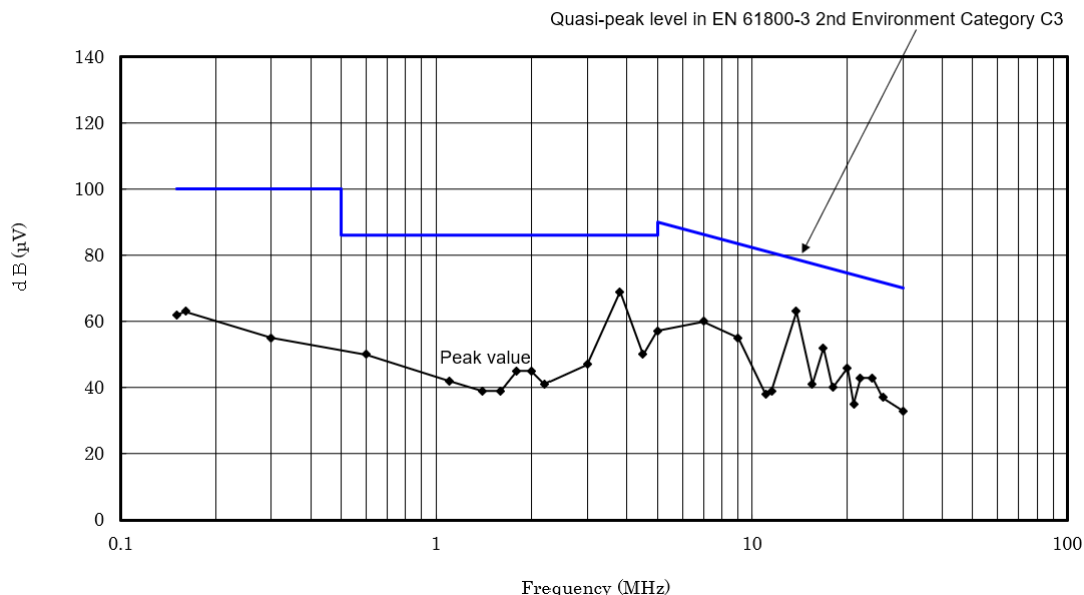
(Note) The quasi-peak value is never higher than the peak value.

MODELS: FR-D820S

FR-D820S-2.2K-100 FN3288-25-33-C21-R65

◆ Conducted noise

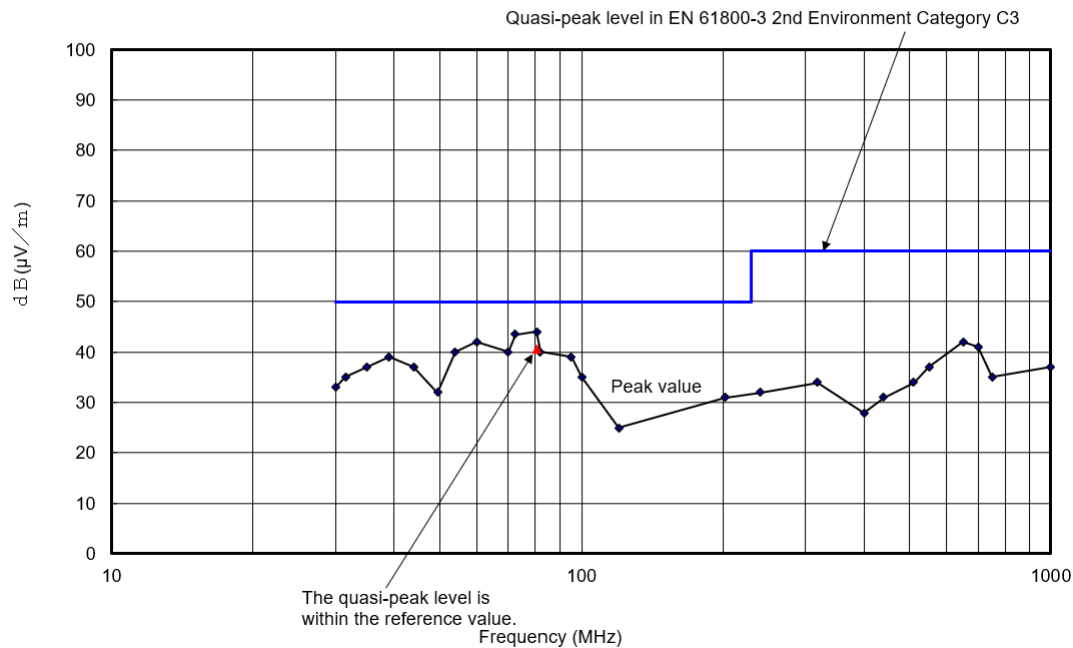
FR-D820S-2.2K-100 (Carrier frequency : 1kHz)



(Note) The quasi-peak value is never higher than the peak value.

◆ Radiated noise

FR-D820S-2.2K-100 (Carrier frequency : 1kHz)



(Note) The quasi-peak value is never higher than the peak value.