

TECHNICAL BULLETIN

[Issue No.] FA-A-0126

[Page] 1/3

[Title] Change in the D-sub connector (RS-422) of MELSEC-A/AnS/QnA/QnAS series modules

[Date of Issue] December 2011

[Relevant Models] MELSEC-A/AnS/QnA/QnAS series

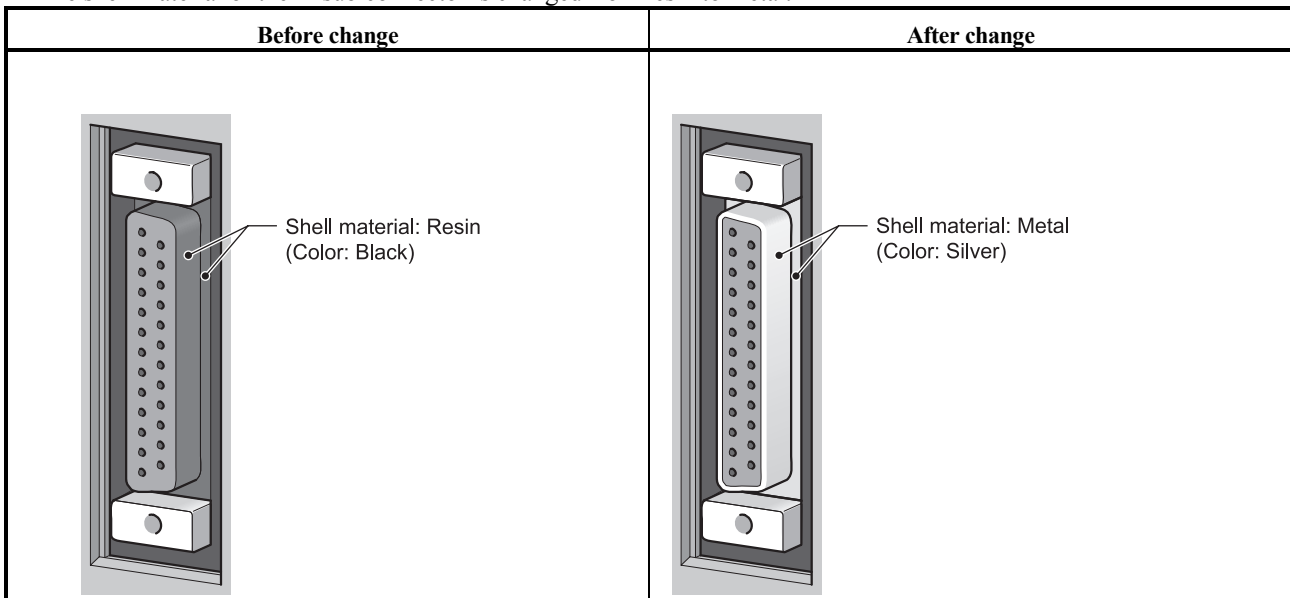
Thank you for your continued support of Mitsubishi programmable controllers, MELSEC-A/AnS/QnA/QnAS series.

To secure more stable procurement of parts, the D-sub connector (RS-422) of the MELSEC-A/AnS/QnA/QnAS series modules will be changed.

There is no change in general specifications, performance specifications, and functions of those modules.

1. Change details

The shell material of the D-sub connector is changed from resin to metal.



TECHNICAL BULLETIN

[Issue No.] FA-A-0126

[Page] 2/3

[Title] Change in the D-sub connector (RS-422) of MELSEC-A/AnS/QnA/QnAS series modules

[Date of Issue] December 2011

[Relevant Models] MELSEC-A/AnS/QnA/QnAS series

2. Relevant models and versions

The D-sub connector (RS-422) will be changed for the modules with the following hardware versions.

Series	Model	Module name	Version
MELSEC-A	AJ72BR15	MELSECNET/10 network module	L or later
	AJ72LP25		G or later
	AJ72LP25G		G or later
	AJ72LR25		D or later
MELSEC-AnS	A1SCPUC24-R2	CPU module	H or later
	A1SHCPU		M or later
	A1SJHCPU		A or later ^{*1}
	A2SHCPU		J or later
	A2USCPU		T or later
	A2USHCPU-S1		L or later
MELSEC-QnA	AJ72QBR15	MELSECNET/10 network module	L or later
	AJ72QLP25		F or later
	AJ72QLP25G		D or later
	AJ72QLR25		B or later
MELSEC-QnAS	A1SJ72QBR15	MELSECNET/10 network module	J or later
	A1SJ72QLP25		E or later
	A1SJ72QLR25		D or later
	Q2ASCPU	CPU module	J or later
	Q2ASCPU-S1		J or later
	Q2ASHCPU		K or later
	Q2ASHCPU-S1	K or later	

*1 Refer to *1 in "3. How to check the version".

TECHNICAL BULLETIN

[Issue No.] FA-A-0126

[Page] 3/3

[Title] Change in the D-sub connector (RS-422) of MELSEC-A/AnS/QnA/QnAS series modules

[Date of Issue] December 2011

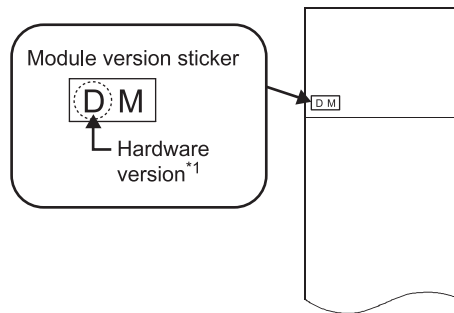
[Relevant Models] MELSEC-A/AnS/QnA/QnAS series

3. How to check the version

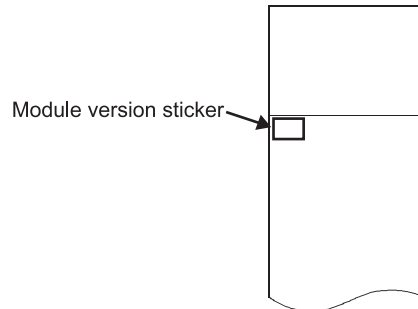
Check the hardware version on the module version sticker placed on the front of the module.

The first alphabet indicates the hardware version.

(1) CPU modules and MELSEC-QnAS series MELSECNET/10 network modules



(2) MELSEC-A/QnA series MELSECNET/10 network modules



*1 The hardware version returns to "A" after "Z".

For the A1SJHCPU, check that the hardware version is "A" or later (except for "Z"), and also the date of manufacture on the rating plate is "1202" or later.

