

## Notice of EU RoHS Directive on Compact PLC, Tension Controllers and HMI

### ■Date of Issue

November 2022

### ■Relevant Models

Compact PLC, Tension Controller, HMI

We would like to express our sincere gratitude for your continued patronage of our Mitsubishi Electric Compact PLC, Tension controller and HMI.

Recently, it was found that the plated parts of electronic components used in some products of our compact PLCs, tension controllers and HMIs contained lead exceeding the regulated value, which is one of the substances regulated by the EU RoHS Directive.

There is no impact on the quality, function or performance of the product, nor on the environment or health, and there is no problem with its continued use. After use, there is no problem in disposing of the product in the same way as the non-targeted product after use, following the method described in the manual.

However, if you plan to deliver equipment incorporating the target product to Europe, or if you have already delivered the target product to Europe, there are precautions. See below for details.

☞ When products are scheduled or have been delivered to Europe

For inquiries, please consult your nearest branch office or the distributor.

## 1 Target Products

Products manufactured between August 2021 and August 2022 are eligible.

The target products are listed below.

Product		Model name*1
PLC	MELSEC iQ-F Series	FX5-CCL-MS, FX5-232ADP, FX5-485ADP
	MELSEC-F Series	FX3U-16CCL-M, FX3U-64CCL, FX3U-64DP-M, FX3U-32DP, FX3U-CAN, FX3U-J1939, FX3U-232ADP-MB, FX3U-485ADP-MB, FX3U-485ADP-MBH, FX3U-3A-ADP, FX3U-4DA-ADP, FX3U-4AD-ADP, FX3U-4AD-PNK-ADP, FX3U-4AD-PT-ADP, FX3U-4AD-PTW-ADP, FX3U-4AD-TC-ADP, FX3U-4HSX-ADP, FX3U-2HSY-ADP, FX3UC-32MT-LT, FX3UC-32MT-LT-2, FX2N-64CL-M
	α2 Series	AL2-2DA
	Network Related Products	CL1X2-D1D3S, CL1X4-D1B2, CL1X4-D1C3, CL1Y2-T1D2S, CL1Y4-R1B1, CL1Y4-R1B2, CL1Y4-T1C2, CL1Y4-T1S2, CL1XY2-DT1D5S, CL1XY4-DR1B2, CL1XY4-DT1B2, CL1XY8-DR1B2, CL1XY8-DT1B2
Tension Controller		LE7-CCL, LD-40PSU
HMI		GT16H-CNB-42S


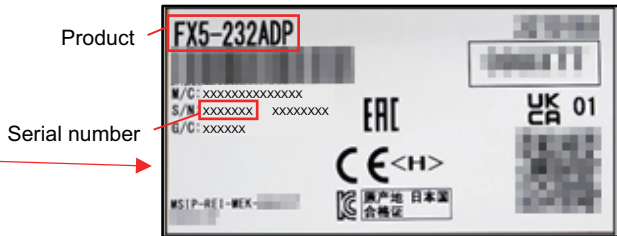

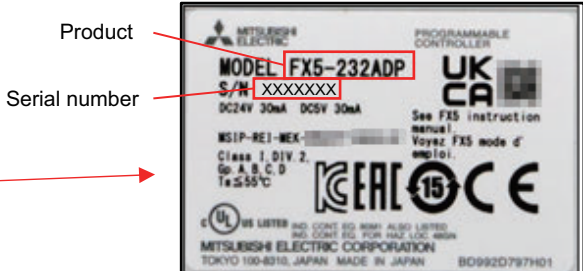
\*1 Model name, including special products with certain letters at the end

FAM-A-0061-A

## 2 How to identify the year and month of manufacture





Check the box and the nameplate on the side of the product for the date of manufacture.

The placement and identification of nameplates for the target products are as follows.

Item	Description
Packaging box	 
Product body	 
Serial number	<p>For products with 7 digits serial number, 218□□□□ ~ 228□□□□ (□□□□ serial number) are applicable. However, products with serial number 228A□□□□ are not eligible. For August 2021 production (Serial No.: 2180001)</p> <p><u>2</u> <u>1</u> <u>8</u> <u>0</u> <u>0</u> <u>0</u> <u>1</u></p> <p>(1) (2) (3)</p> <p>(1) Year of manufacture (Last two digits of the year) (2) Month of manufacture (1 ~ 9 = January to September, X = October, Y = November, Z = December) (3) Serial number</p>

## FAM-A-0061-A

Only the tension controller (LE7-CCL) is shown below.

Item	Description
Packaging box	 
Product body	 
Serial number	<p>For products with a 3 digits serial number, 218 ~ 228 are eligible. For production in August 2021</p> <p><u>2</u> <u>1</u> <u>8</u> (1) (2)</p> <p>(1) Year of manufacture (Last two digits of the year) (2) Month of manufacture (1 ~ 9 = January to September, X = October, Y = November, Z = December)</p>

### 3 When products are scheduled or have been delivered to Europe

#### 3.1 When Delivery to Europe Is Scheduled

If you plan to deliver equipment incorporating the target products to Europe, please consult our branch office or the distributor.

#### 3.2 Products delivered to Europe

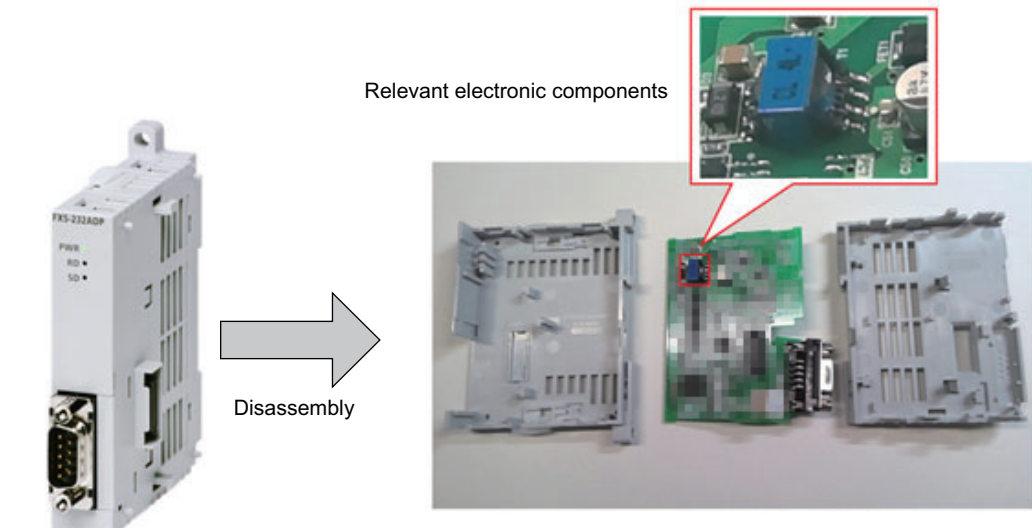
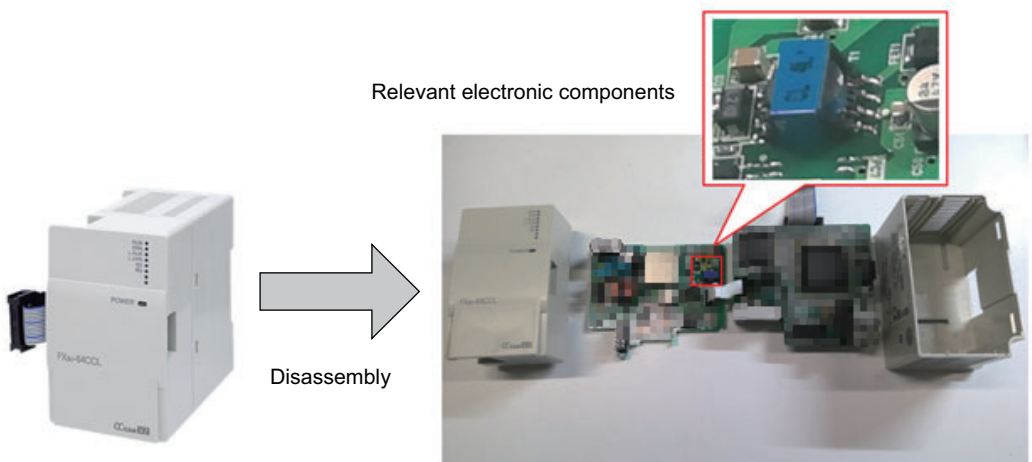
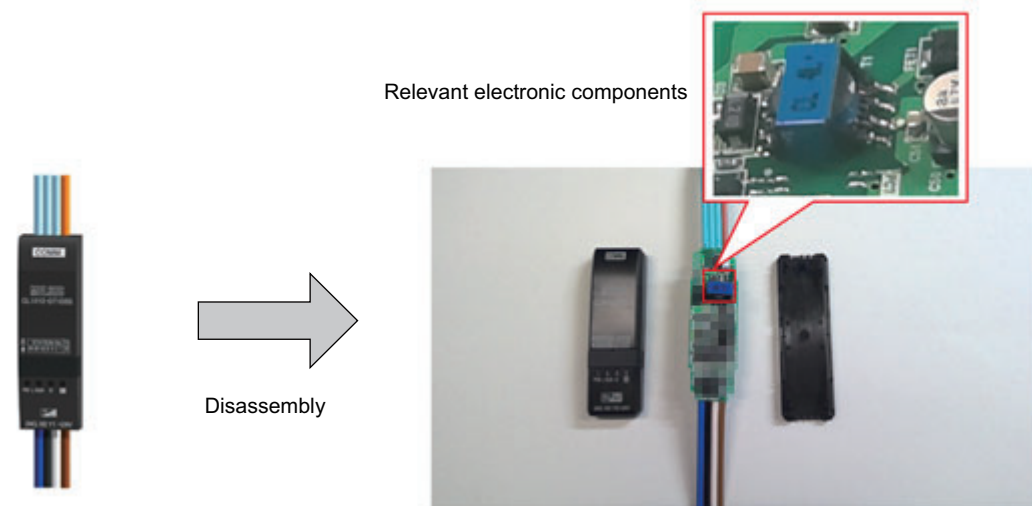
When disposing of products in Europe, ask a disposal company that can handle them properly.

When disassembling the product at the time of disposal, use protective equipment and avoid direct contact with the relevant electronic components.

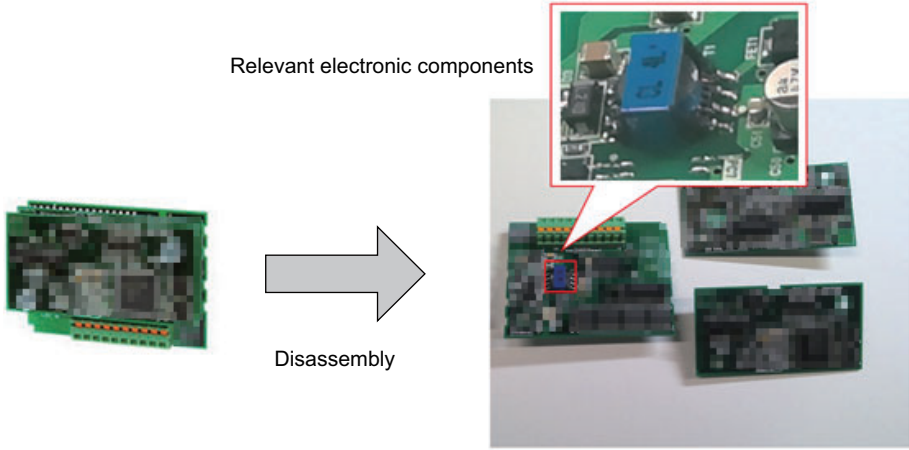
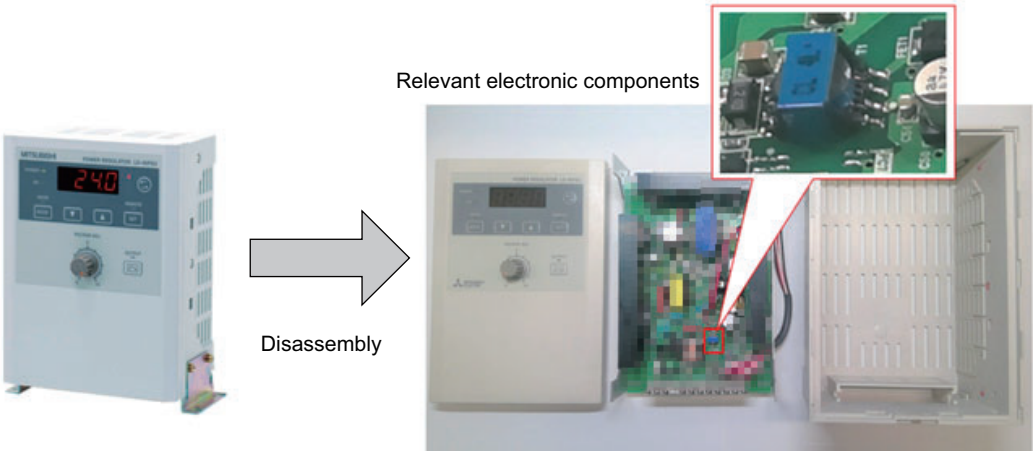
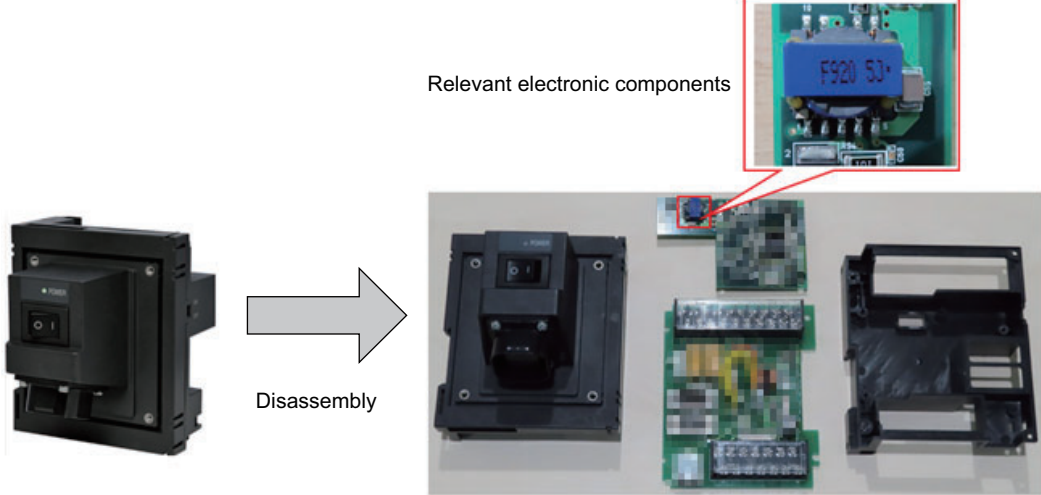
In addition, the electronic components in question will not have direct human-contact when the product is used.

## FAM-A-0061-A

See below for the location of the relevant electronic parts for each product.

Model name	Location of the targeted electronic component
FX5-485ADP FX5-232ADP FX3U-3A-ADP FX3U-4AD-PNK-ADP FX3U-4AD-PTW-ADP FX3U-232ADP-MB FX3U-485ADP-MB FX3U-485ADP-MBH FX3U-2HSY-ADP FX3U-4HSX-ADP FX3U-4AD-TC-ADP FX3U-4AD-PT-ADP FX3U-4DA-ADP FX3U-4AD-ADP	<p>Example: FX5-232ADP</p>  <p>Relevant electronic components</p>
FX5-CCL-MS FX3U-J1939 FX3U-CAN FX3U-16CCL-M FX3U-64CCL FX3U-32DP FX3U-64DP-M FX3UC-32MT-LT-2 FX3UC-32MT-LT FX2N-64CL-M CL1Y4-T1S2 CL1Y4-T1C2 CL1X4-D1C3 CL1Y4-R1B1 CL1XY4-DR1B2 CL1XY4-DT1B2 CL1XY8-DR1B2 CL1XY8-DT1B2 CL1Y4-R1B2 CL1X4-D1B2 AL2-2DA	<p>Example: FX3U-64CCL</p>  <p>Relevant electronic components</p>
CL1Y2-T1D2S CL1X2-D1D3S CL1XY2-DT1D5S	<p>Example: CL1XY2-DT1D5S</p>  <p>Relevant electronic components</p>

FAM-A-0061-A

Model name	Location of the targeted electronic component
LE7-CCL	<p>Example:LE7-CCL</p> <p>Relevant electronic components</p>  <p>Disassembly</p>
LD-40PSU	<p>Example:LD-40PSU</p> <p>Relevant electronic components</p>  <p>Disassembly</p>
GT16H-CNB-42S	<p>Example:GT16H-CNB-42S</p> <p>Relevant electronic components</p>  <p>Disassembly</p>

## 4 Measures

We have already reported this matter to the authorities in various EU countries and have been taking appropriate legal action. In addition, we are currently shipping products with appropriate components.

FAM-A-0061-A

---

**REVISIONS**

Version	Date of Issue	Revision
A	November 2022	First edition

**TRADEMARKS**

The company names, system names, and product names mentioned in this technical bulletin are either registered trademarks or trademarks of their respective companies.

In some cases, trademark symbols such as '™' or '®' are not specified in this technical bulleting.