

< Low Noise GaAs HEMT >

# MGF4934BM

4pin flat lead package

## DESCRIPTION

The MGF4934BM super-low noise InGaAs HEMT (High Electron Mobility Transistor) is designed for use in S to Ku band amplifiers.

The 4pin flat lead package is small-thin size, and offers high cost performance.

## FEATURES

- Low noise figure @ f=12GHz  
NFmin. = 0.50dB (Typ.)
- High associated gain @ f=12GHz  
Gs = 12.5dB (Typ.)

## APPLICATION

S to Ku band low noise amplifiers

## QUALITY GRADE

GG

## RECOMMENDED BIAS CONDITIONS

VDS=2V, ID=10mA

## ORDERING INFORMATION

General part number: MGF4934BM-75

Tape & reel 15000pcs/reel

## RoHS COMPLIANT

MGF4934BM is a RoHS2 compliant product.

## ABSOLUTE MAXIMUM RATINGS (Ta=25°C)

Symbol	Parameter	Ratings	Unit
VGDO	Gate to drain voltage	-3	V
VGSO	Gate to source voltage	-3	V
ID	Drain current	IDSS	mA
PT	Total power dissipation	50	mW
Tch	Channel temperature	125	°C
Tstg	Storage temperature	-55 to +125	°C

## ELECTRICAL CHARACTERISTICS (Ta=25°C)

Symbol	Parameter	Test conditions	Limits			Unit
			MIN.	TYP.	MAX	
V(BR)GDO	Gate to drain breakdown voltage	IG=-10μA	-3.5	--	--	V
I <sub>GSS</sub>	Gate to source leakage current	VGS=-2V, VDS=0V	--	--	50	μA
IDSS	Saturated drain current	VGS=0V, VDS=2V	12	--	60	mA
VGS(off)	Gate to source cut-off voltage	VDS=2V, ID=500μA	-0.1	--	-1.5	V
Gs	Associated gain	VDS=2V, ID=10mA, f=12GHz	11.5	12.5	--	dB
NFmin.	Minimum noise figure		--	0.50	0.80	dB

Note: Gs and NFmin. are tested with sampling inspection.

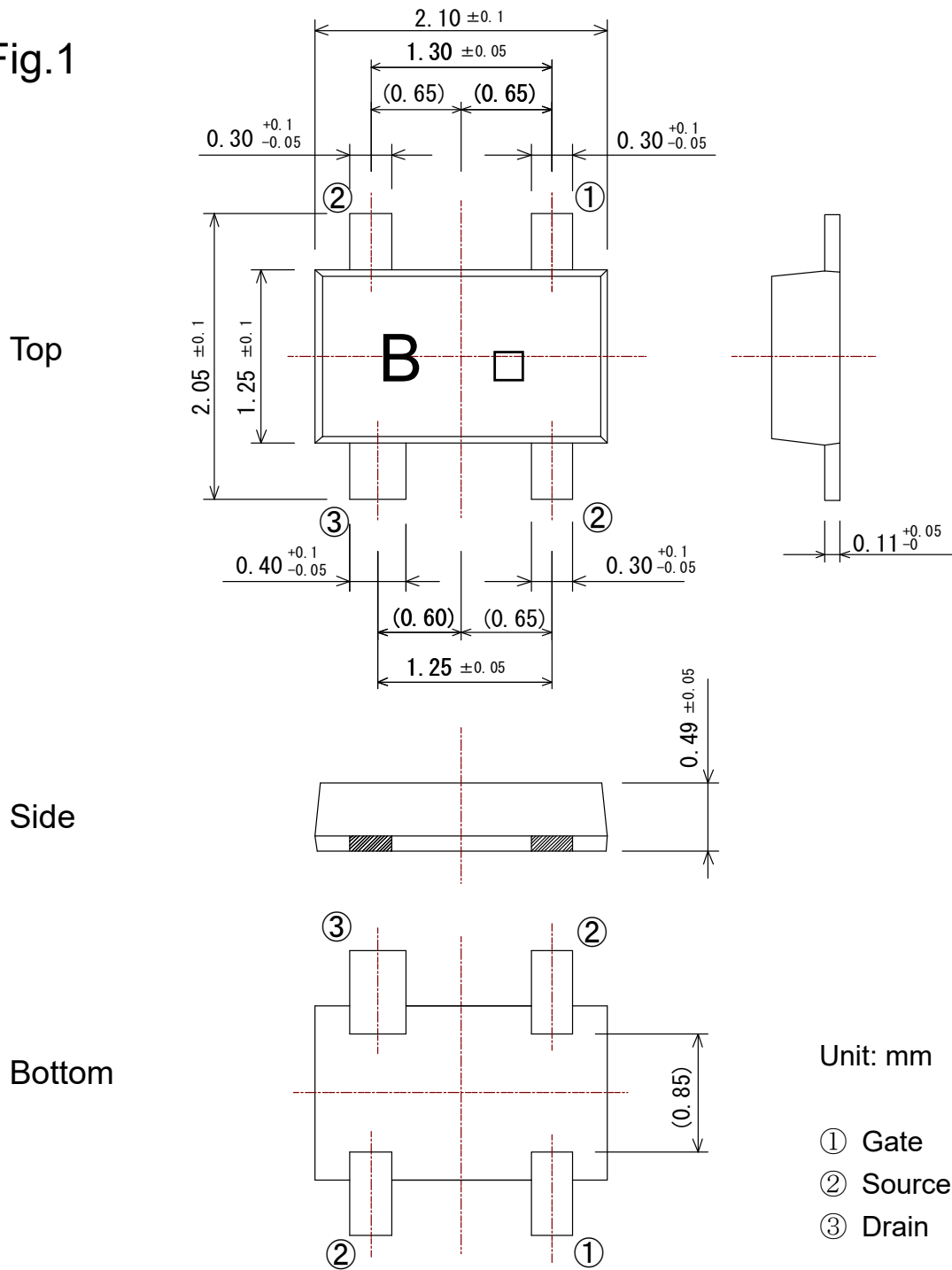
## Outline Drawing

Fig.1

### MITSUBISHI Proprietary

Not to be reproduced or disclosed without permission by Mitsubishi Electric

**Fig.1**

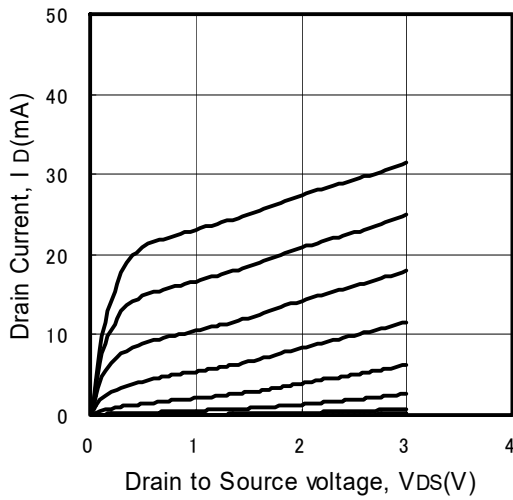


(GD-30)

TYPICAL CHARACTERISTICS (Ta=25°C)

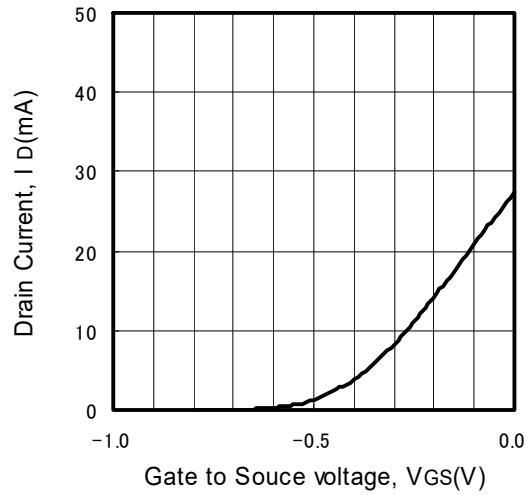
**ID vs. VDS**

(VGS≈-0.1V/STEP)

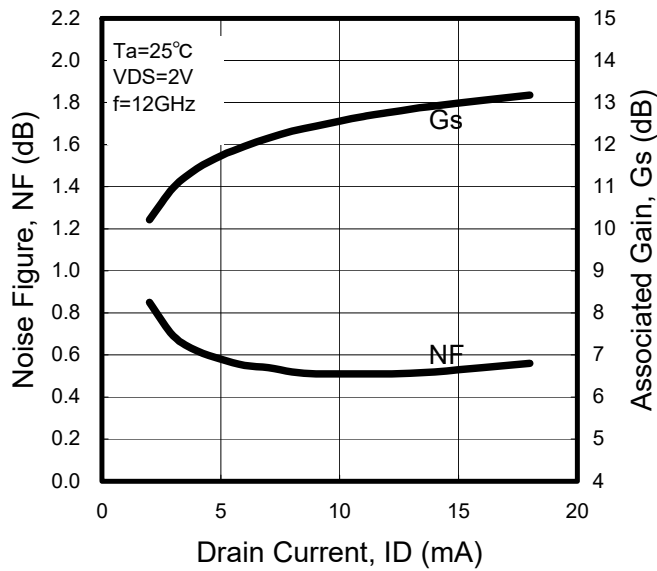


**ID vs. VGS**

(VDS=2V)



**NF & Gs vs. ID**



# MGF4934BM

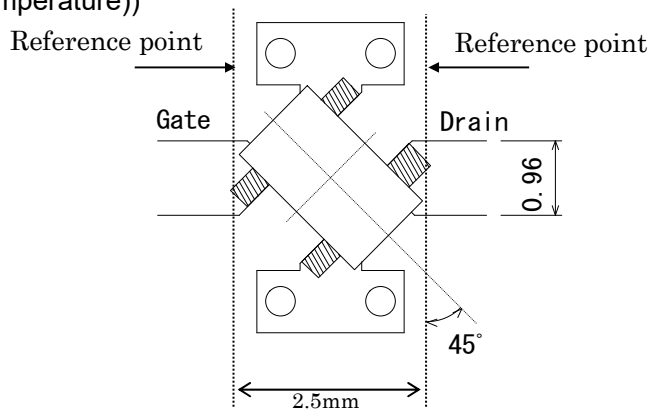
4pin flat lead package

## S PARAMETERS (V<sub>DS</sub>=2V, I<sub>D</sub>=10mA, T<sub>a</sub>=room temperature)

Freq. (GHz)	S11		S21		S12		S22	
	(mag)	(ang)	(mag)	(ang)	(mag)	(ang)	(mag)	(ang)
1	0.986	-14.0	4.534	163.6	0.014	79.1	0.676	-11.0
2	0.961	-27.8	4.478	148.2	0.027	70.5	0.663	-22.3
3	0.918	-41.9	4.394	132.8	0.038	61.9	0.638	-32.7
4	0.863	-59.4	4.523	116.2	0.052	50.3	0.580	-45.1
5	0.808	-72.1	4.309	102.2	0.060	43.3	0.559	-53.8
6	0.748	-85.2	4.148	88.6	0.067	36.9	0.530	-62.2
7	0.683	-98.1	4.015	75.1	0.073	30.5	0.496	-70.0
8	0.613	-111.9	3.860	61.9	0.078	25.3	0.454	-76.5
9	0.543	-126.8	3.744	49.0	0.082	20.9	0.411	-83.1
10	0.474	-142.9	3.644	35.8	0.087	17.1	0.364	-91.0
11	0.421	-160.9	3.552	22.8	0.092	14.0	0.321	-100.6
12	0.395	177.9	3.488	9.6	0.100	11.1	0.278	-114.7
13	0.395	154.9	3.396	-4.0	0.111	7.6	0.239	-133.9
14	0.433	132.9	3.295	-17.6	0.122	2.2	0.214	-159.5
15	0.491	114.0	3.183	-31.5	0.133	-4.2	0.219	170.8
16	0.559	97.5	3.056	-45.9	0.144	-11.1	0.256	144.4
17	0.630	83.0	2.886	-60.6	0.154	-18.6	0.315	122.4
18	0.692	70.3	2.662	-74.9	0.161	-26.6	0.379	104.1
19	0.739	60.2	2.401	-87.7	0.169	-34.2	0.440	88.4
20	0.787	52.4	2.198	-98.5	0.174	-42.1	0.484	73.6
21	0.828	45.4	2.060	-109.9	0.179	-50.4	0.527	60.5
22	0.866	39.4	1.940	-120.6	0.180	-58.5	0.575	47.9
23	0.894	33.7	1.810	-131.4	0.183	-65.4	0.632	35.7
24	0.921	26.1	1.710	-142.1	0.184	-71.5	0.695	25.4
25	0.937	16.9	1.632	-152.9	0.187	-78.0	0.770	16.7
26	0.936	5.9	1.541	-165.3	0.186	-86.0	0.846	8.8

## Noise Parameter (V<sub>DS</sub>=2V, I<sub>D</sub>=10mA, T<sub>a</sub>=room temperature)

Freq. (GHz)	NFmin (dB)	Γ <sub>opt</sub>		R <sub>n</sub> (Ω)
		(mag)	(ang)	
1	0.25	0.99	7.2	17.0
2	0.26	0.98	11.1	15.5
3	0.27	0.95	18.0	13.5
4	0.29	0.92	27.4	12.0
5	0.31	0.89	38.5	10.5
6	0.33	0.82	53.1	9.0
7	0.36	0.75	68.2	7.5
8	0.38	0.67	83.3	6.0
9	0.41	0.60	100.2	4.5
10	0.43	0.53	115.2	3.0
11	0.48	0.47	131.4	2.0
12	0.51	0.42	150.3	1.5
13	0.54	0.37	167.7	1.5
14	0.58	0.35	-178.8	1.5



Board: ε<sub>r</sub>=2.6

Thickness: 0.4mm

(4-φ 0.4: through-hole)

**Note:**

We are ready to provide nonlinear model for ADS and MWO users. If you are interested, please contact our sales offices.

S PARAMETERS

(VDS=0V,VGS=0V,Ta=room temperature)

Freq. (GHz)	S11		S21		S12		S22	
	(mag)	(ang)	(mag)	(ang)	(mag)	(ang)	(mag)	(ang)
1	0.995	-12.5	0.008	96.4	0.008	97.7	0.673	165.1
2	0.990	-24.6	0.018	100.5	0.018	100.7	0.673	152.1
3	0.991	-37.5	0.032	99.5	0.032	98.9	0.671	138.7
4	0.983	-53.3	0.051	92.5	0.051	94.0	0.694	127.4
5	0.976	-67.1	0.074	85.0	0.075	85.5	0.697	112.5
6	0.961	-81.0	0.099	76.0	0.100	76.5	0.704	97.6
7	0.951	-95.7	0.130	65.5	0.131	65.3	0.719	83.4
8	0.940	-112.3	0.163	53.6	0.163	54.3	0.730	70.8
9	0.913	-130.9	0.196	41.0	0.198	41.3	0.745	59.2
10	0.902	-151.8	0.229	27.1	0.230	27.3	0.759	49.3
11	0.887	-175.9	0.256	12.0	0.257	12.7	0.774	41.2
12	0.883	159.0	0.274	-2.5	0.273	-2.7	0.783	34.8
13	0.884	134.4	0.276	-16.9	0.278	-17.2	0.794	29.2
14	0.889	112.1	0.268	-30.5	0.270	-30.2	0.800	24.0
15	0.896	93.6	0.257	-42.0	0.256	-42.0	0.807	18.7
16	0.907	78.5	0.241	-51.5	0.241	-51.1	0.811	13.2
17	0.911	66.4	0.228	-59.6	0.227	-59.8	0.807	7.1
18	0.919	55.9	0.221	-67.5	0.221	-67.4	0.815	0.6
19	0.924	47.1	0.217	-76.6	0.218	-76.5	0.817	-6.9
20	0.919	38.7	0.204	-87.1	0.204	-86.9	0.814	-14.8
21	0.921	31.2	0.192	-95.0	0.193	-95.3	0.810	-23.2
22	0.924	24.3	0.179	-103.1	0.179	-103.2	0.811	-31.2
23	0.928	18.1	0.168	-110.3	0.168	-110.6	0.817	-39.2
24	0.950	11.6	0.159	-116.7	0.157	-116.3	0.816	-46.5
25	0.970	5.4	0.149	-122.1	0.150	-122.1	0.830	-53.8
26	0.978	-1.5	0.141	-128.2	0.141	-128.3	0.844	-61.8

(VDS=0V,VGS=-2.5V,Ta=room temperature)

Freq. (GHz)	S11		S21		S12		S22	
	(mag)	(ang)	(mag)	(ang)	(mag)	(ang)	(mag)	(ang)
1	0.993	-9.6	0.022	78.7	0.022	79.0	0.998	-10.6
2	0.996	-18.9	0.044	68.6	0.044	68.8	1.000	-21.3
3	0.992	-28.3	0.065	59.8	0.065	59.2	0.991	-31.2
4	0.987	-39.7	0.092	48.4	0.092	48.4	0.984	-42.1
5	0.981	-49.5	0.112	38.8	0.112	38.8	0.986	-51.5
6	0.975	-59.1	0.131	28.8	0.130	29.1	0.980	-60.6
7	0.968	-68.8	0.150	19.2	0.150	19.2	0.975	-70.1
8	0.963	-79.2	0.169	7.7	0.168	8.0	0.968	-80.7
9	0.949	-89.9	0.185	-4.5	0.186	-4.3	0.959	-92.1
10	0.943	-102.2	0.200	-18.4	0.200	-18.5	0.949	-105.6
11	0.932	-117.2	0.209	-34.7	0.209	-34.4	0.943	-121.1
12	0.929	-134.6	0.207	-52.4	0.207	-52.8	0.932	-139.6
13	0.932	-155.8	0.187	-73.4	0.188	-73.6	0.928	-160.7
14	0.938	-179.2	0.148	-96.3	0.149	-96.7	0.942	176.8
15	0.940	156.2	0.091	-119.2	0.091	-119.3	0.947	153.6
16	0.948	133.1	0.033	-137.6	0.034	-136.8	0.953	132.4
17	0.951	112.7	0.018	9.9	0.018	9.0	0.957	112.9
18	0.952	95.4	0.058	0.6	0.058	0.5	0.965	94.8
19	0.956	80.9	0.091	-11.2	0.090	-11.3	0.964	79.2
20	0.951	68.1	0.117	-24.5	0.118	-24.3	0.960	64.6
21	0.953	57.2	0.138	-37.5	0.137	-37.3	0.954	50.5
22	0.946	47.5	0.150	-49.7	0.150	-49.6	0.947	37.4
23	0.950	38.8	0.157	-60.4	0.157	-60.2	0.952	24.9
24	0.965	30.8	0.161	-69.7	0.161	-70.1	0.963	13.3
25	0.982	23.3	0.162	-77.8	0.162	-77.6	0.981	1.6
26	0.993	15.4	0.163	-85.8	0.163	-85.8	0.995	-10.3

**Note:**

We are ready to provide nonlinear model for ADS and MWO users. If you are interested, please contact our sales offices.

### **Keep safety first in your circuit designs!**

- Mitsubishi Electric Corporation puts the maximum effort into making semiconductor products better and more reliable, but there is always the possibility that trouble may occur with them. Trouble with semiconductors may lead to personal injury, fire or property damage. Remember to give due consideration to safety when making your circuit designs, with appropriate measures such as (i) placement of substitutive, auxiliary circuits, (ii) use of non-flammable material or (iii) prevention against any malfunction or mishap.

### **Notes regarding these materials**

- These materials are intended as a reference to assist our customers in the selection of the Mitsubishi semiconductor product best suited to the customer's application; they do not convey any license under any intellectual property rights, or any other rights, belonging to Mitsubishi Electric Corporation or a third party.
- Mitsubishi Electric Corporation assumes no responsibility for any damage, or infringement of any third-party's rights, originating in the use of any product data, diagrams, charts, programs, algorithms, or circuit application examples contained in these materials.
- All information contained in these materials, including product data, diagrams, charts, programs and algorithms represents information on products at the time of publication of these materials, and are subject to change by Mitsubishi Electric Corporation without notice due to product improvements or other reasons. It is therefore recommended that customers contact Mitsubishi Electric Corporation or an authorized Mitsubishi Semiconductor product distributor for the latest product information before purchasing a product listed herein.  
The information described here may contain technical inaccuracies or typographical errors.  
Mitsubishi Electric Corporation assumes no responsibility for any damage, liability, or other loss rising from these inaccuracies or errors.  
Please also pay attention to information published by Mitsubishi Electric Corporation by various means, including the Mitsubishi Semiconductor home page (<http://www.mitsubishielectric.com/>).
- When using any or all of the information contained in these materials, including product data, diagrams, charts, programs, and algorithms, please be sure to evaluate all information as a total system before making a final decision on the applicability of the information and products. Mitsubishi Electric Corporation assumes no responsibility for any damage, liability or other loss resulting from the information contained herein.
- Mitsubishi Electric Corporation semiconductors are not designed or manufactured for use in a device or system that is used under circumstances in which human life is potentially at stake. Please contact Mitsubishi Electric Corporation or an authorized Mitsubishi Semiconductor product distributor when considering the use of a product contained herein for any specific purposes, such as apparatus or systems for transportation, vehicular, medical, aerospace, nuclear, or undersea repeater use.
- The prior written approval of Mitsubishi Electric Corporation is necessary to reprint or reproduce in whole or in part these materials.
- If these products or technologies are subject to the Japanese export control restrictions, they must be exported under a license from the Japanese government and cannot be imported into a country other than the approved destination.  
Any diversion or re-export contrary to the export control laws and regulations of Japan and/or the country of destination is prohibited.
- Please contact Mitsubishi Electric Corporation or an authorized Mitsubishi Semiconductor product distributor for further details on these materials or the products contained therein.